

REMOTE CONTROL

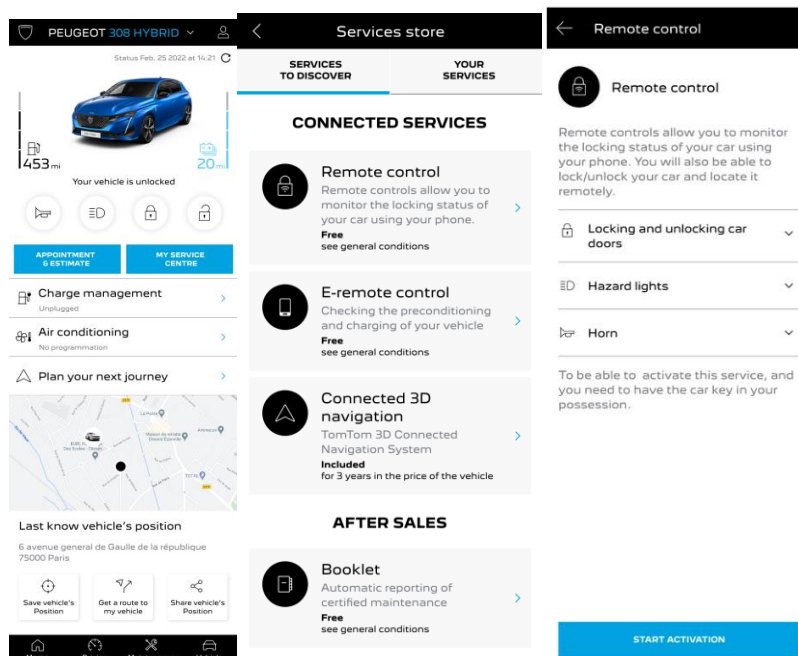
SUBSCRIPTION/ ASSOCIATION / ACTIVATION AND USAGE

This user guide will explain the path that you need to follow to activate Remote Control for your car. **The service is currently available on iOS and will be soon available on Android.**

First of all, to use Remote Control, you need a MYPEUGEOT account and register your car. If you haven't yet installed the mobile app on your smartphone, you can easily do it by downloading the app from Google Play Store or App Store.



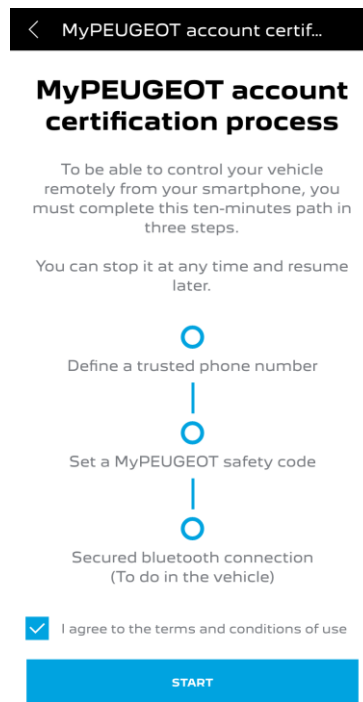
Open the MYPEUGEOT app, visit the Services store section and select “Discover” to activate Remote Control. Tap on “START ACTIVATION” and follow the few steps to activate your new service.




You will be redirected to the Service Activation page, where you can read what Remote Control is and what are the benefits that you will have thanks to this service. Scroll down and tap on the “GET” button to continue activating the service.

To activate Remote Control is important to read and accept the General Conditions and, after saving your preferences, you can start the activation process through the Mobile App, just tapping on “CONTINUE TO MYPEUGEOT”.

The 3 steps that you need to follow in this moment will take you only few minutes and at the end you can start to enjoy your Remote Control. At the beginning, confirm that you have already read and accepted the terms and condition, then start the activation.



1. Enter your phone number and enter the code that you received via SMS



Define a trusted phone number

This telephone number will allow us to identify you in a secure way. It will be useful to ask you for confirmation of any secured operation.

Enter your trusted telephone number.

Country

Select
▼

Phone number

-

We have send you a 6-digit code by SMS. Please fill it in here to confirm your trusted phone number.

Received code

-

[Re-send me the code >](#)

START

CONTINUE


CONTINUE

We have send you a 6-digit code by SMS. Please fill it in here to confirm your trusted phone number.

Received code

123455
✓

[Re-send me the code >](#)



Your trusted phone number is defined!

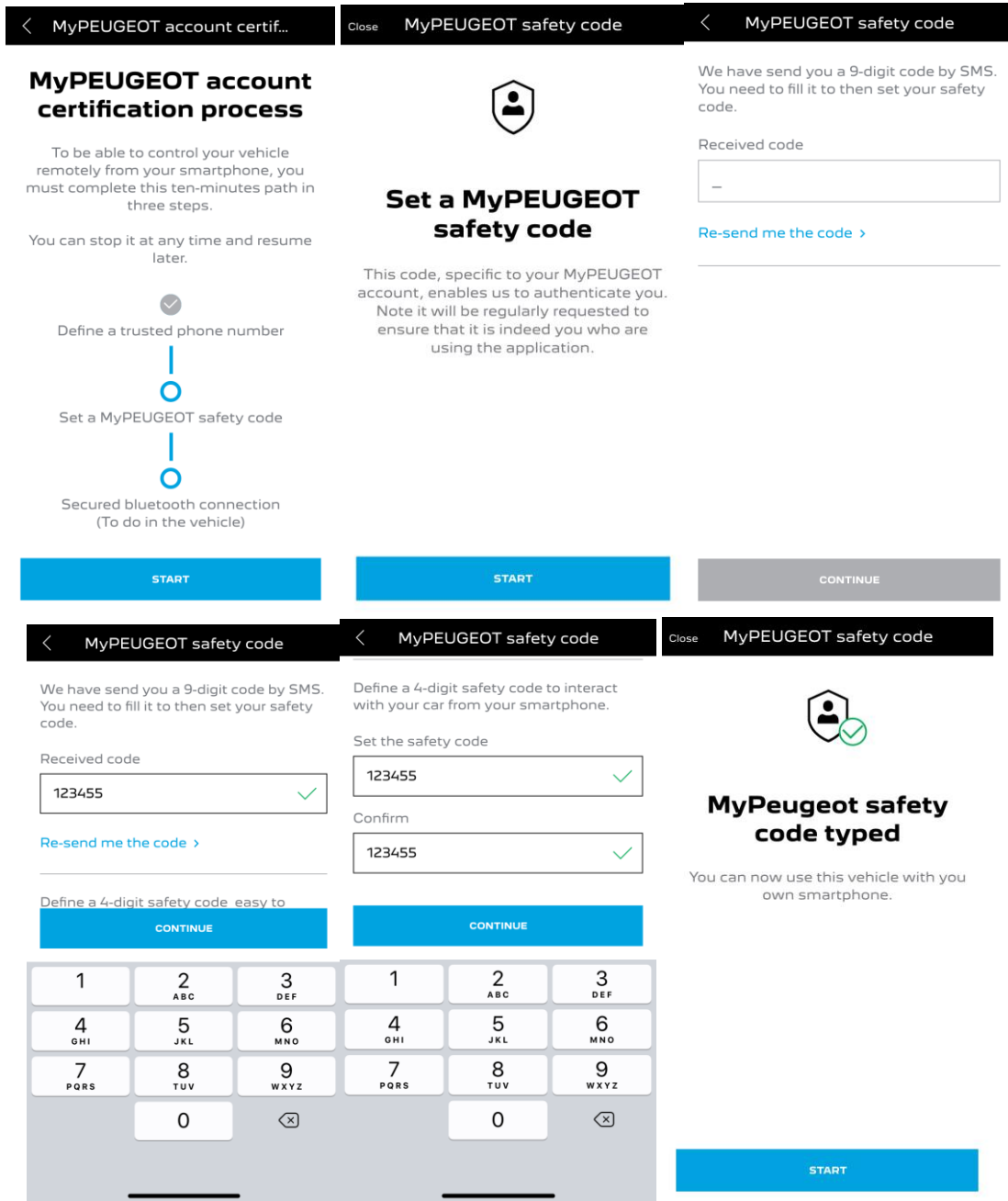
CONTINUE

CONTINUE

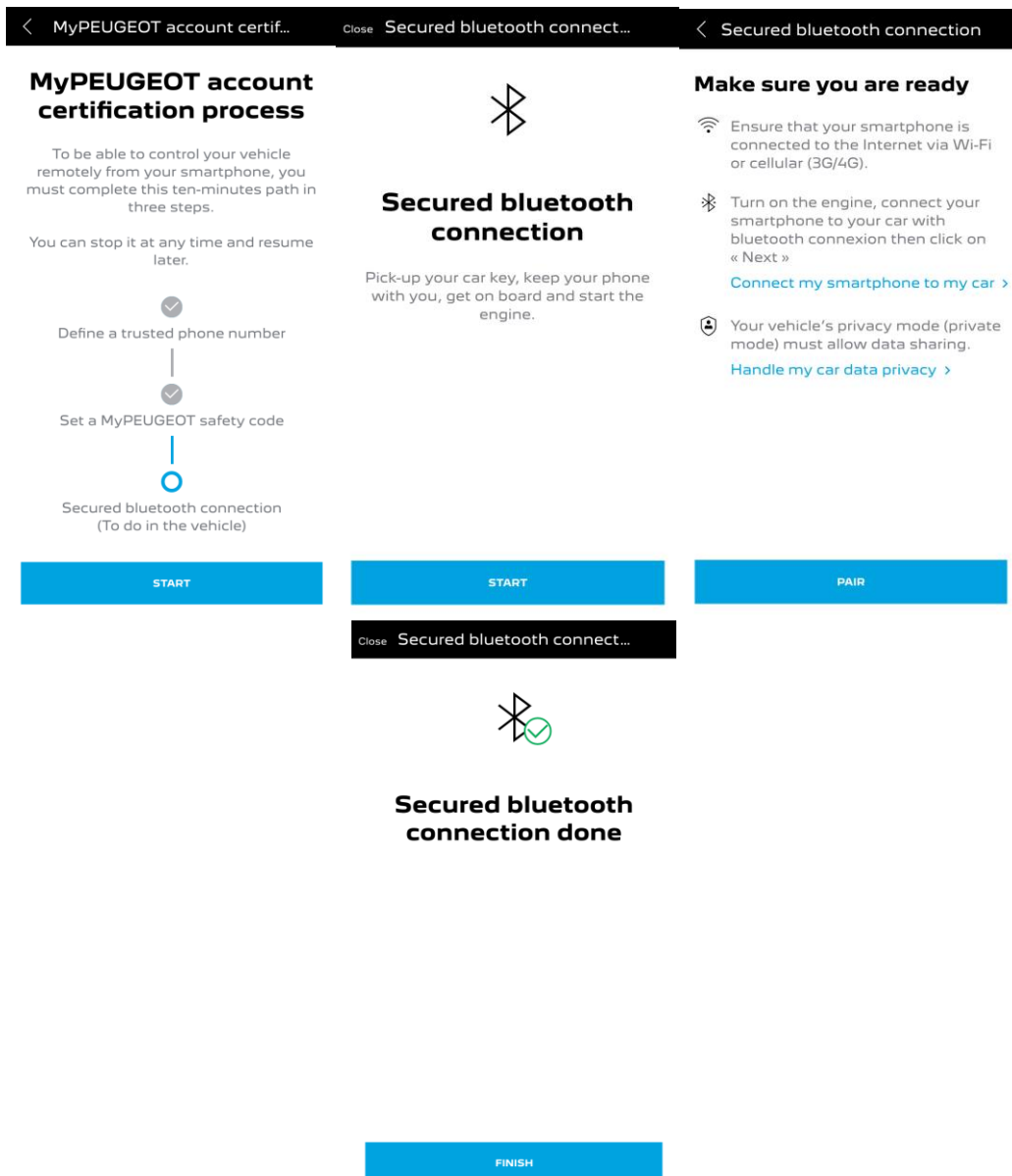
CONTINUE

1	2 <small>ABC</small>	3 <small>DEF</small>
4 <small>GHI</small>	5 <small>JKL</small>	6 <small>MNO</small>
7 <small>PQRS</small>	8 <small>TUV</small>	9 <small>WXYZ</small>
0		✕

2. Create your personal 4-digits Safety Code. To start this step, you will receive a temporary code via SMS. First insert it to register your phone and then create your Safety Code. This code will allow you to secure remotely access to your car and to use the Remote Control features.



3. Connect your mobile phone to your vehicle using the Bluetooth. Go on your vehicle, turn on the engine, turn on the Bluetooth on your mobile phone, and click on "PAIR" to start the association.



Now the Remote Control Service is active. You may be asked to update your vehicle equipment software to fully enjoy all the features and manage your car remotely.

HOW TO USE YOUR REMOTE CONTROL:

Once you have activated Remote Control for your vehicle, you can control the locking status of your car, lock and unlock the doors or turn on the light and the horn in few simple steps.

To remotely control your car, you need to open “MYPEUGEOT” app, select the icon of the command that you would like to send to your vehicle, confirm the action and wait few seconds. Remember that each 7 days you need to confirm the remote commands using your safety code.

PEUGEOT 308 HYBRID

Your vehicle has been locked

453 mi

Your vehicle is locked

20 mi

PEUGEOT 308 HYBRID

Status Feb. 25 2022 at 14:21

453 mi

Your vehicle is unlocked

20 mi

PEUGEOT 308 HYBRID

Status Feb. 25 2022 at 14:21

453 mi

Your vehicle is unlocked

20 mi

APPOINTMENT & ESTIMATE

MY SERVICE CENTRE

Charge management
Unplugged

Air conditioning
No programming

Plan your next journey

APPOINTMENT & ESTIMATE

MY SERVICE CENTRE

Charge management
Unplugged

Air conditioning
No programming

Plan your next journey

APPOINTMENT & ESTIMATE

MY SERVICE CENTRE

Charge management
Unplugged

Air conditioning
No programming

Plan your next journey

Last know vehicle's position

6 avenue general de Gaulle de la république
75000 Paris

Save vehicle's Position

Get a route to my vehicle

Share vehicle's Position

Last know vehicle's position

6 avenue general de Gaulle de la république
75000 Paris

Save vehicle's Position

Get a route to my vehicle

Share vehicle's Position

Last know vehicle's position

6 avenue general de Gaulle de la république
75000 Paris

Save vehicle's Position

Get a route to my vehicle

Share vehicle's Position

Home

Driving

Maintenance

Vehicle

Home

Driving

Maintenance

Vehicle

Home

Driving

Maintenance

Vehicle